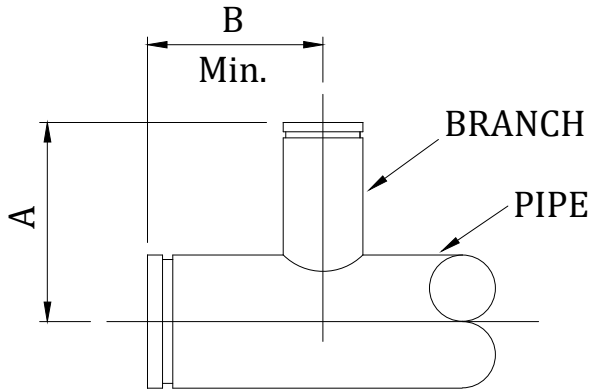


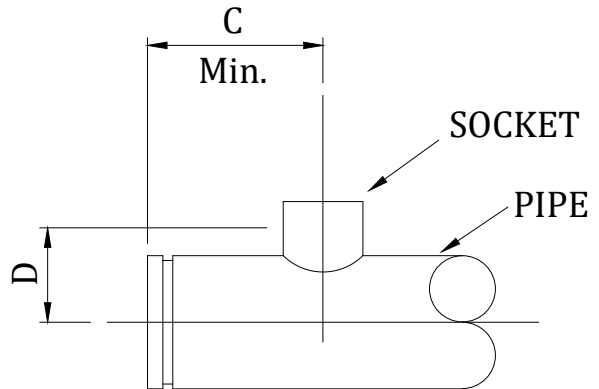
PIPEWORK FABRICATION STANDARDS



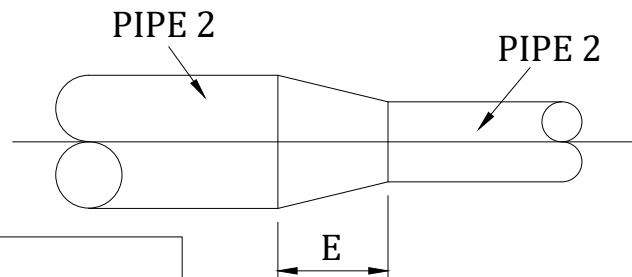
DIMENSION - B				
BRANCH SIZE				
50	65	80	100	150
105	115	130	135	160

DIMENSION - A					
PIPE SIZE	BRANCH SIZE				
	50	65	80	100	150
65	95	-	-	-	-
80	102	102	-	-	-
100	114	114	114	-	-
150	165	165	165	165	-
200	208	208	208	208	208

DEDUCTION - D					
PIPE SIZE	SOCKET SIZE				
	25	32	40	50	65
32	44	-	-	-	-
40	47	39	-	-	-
50	55	39	38	-	-
65	-	45	44	48	-
80	-	52	51	55	62
100	-	64	63	67	74
150	-	90	89	93	100
200	-	117	116	120	127



DIMENSION - C				
SOCKET SIZE				
25	32	40	50	65
102	107	110	115	125



WELDED REDUCER - E								
PIPE 1	PIPE 2							
	25	32	40	50	65	80	100	150
50	76	76	76	-	-	-	-	-
65	89	89	89	89	-	-	-	-
80	89	89	89	89	89	-	-	-
100			102	102	102	102	-	-
150				140	140	140	140	-
200						152	153	152

Standard dimensions as supplied by Smethwick Pipework Fabricators.